



ALL THE ADVANTAGES OF DIGITAL
Intraoral Imaging

FONA Intraoral Imaging



PATIENT COMFORT AND EASE OF USE

Plate sizes and positioning just as with traditional film allowing ease of use, patient comfort and no limit to the number of users.

FONA ScaNeo



ALL THE ADVANTAGES OF DIGITAL

Dental Image Plate Scanner or Intraoral Sensors?
Whichever suits you best!

FONA Intraoral Imaging devices are the right choice if you want to benefit from all the advantages of digital imaging. No need for expensive chemicals, film or darkroom anymore. Radiographic images are displayed right after exposure and stored in the patient's file. Use the variety of image post-processing tools and achieve excellent diagnostics quality!

FONA CDR

ADVANCED TECHNOLOGY

CMOS APS technology for immediately available, clear and high resolution images.

EXCELLENT IMAGE QUALITY

High resolution images meet your daily need for detailed diagnoses.



FONA CDRelite

FONA ScaNeo



ScaNeo is an intraoral digital image plate scanner that gives you excellent radiographic images quickly and easily.

ScaNeo can be used either chairside or centrally located to serve multiple treatment rooms without any limitation in the number of users. It is intuitive to operate, while the phosphor plates are comfortable for the patient. ScaNeo brings you all the advantages of digital imaging with a familiar film-like acquisition process.

EASE OF USE

Intuitive display and insertion guide for ease of use.

PATIENT COMFORT

Plate sizes and positioning just as with traditional film allowing ease of use and patient comfort.





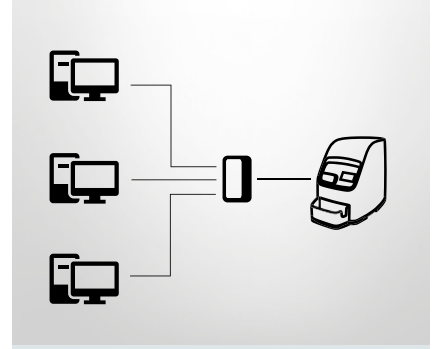
Excellent image quality

Detailed diagnosis is possible thanks to wide dynamic range and high image resolution.



Intuitive operation

Supported by a step-by-step guidance and a carrier that adapts to the size of plate being used.



Multiple user solution

ScaNeo can be used either directly at the chair side or located centrally to service several treatment rooms.

EXCELLENT IMAGE QUALITY
High resolution images meet your daily need for detailed diagnoses.



Features




Perfect Integration

The Ethernet connection, easily modifiable IP address and OrisWin DG Suite imaging software integrate ScaNeo perfectly into your dental studio network.



Secure investment

ScaNeo is tested for more than 20.000 cycles to offer you all the advantages of reliable digital imaging and ensure your investment is a secure one.



Quick operation

Readout within seconds, immediate image display and the automatic plate erase allow a quick operation and the unit being immediately ready for the next use.



Portable plate tray

ScaNeo's plate tray allows a tidy storage of imaging plates and hygienic covers. With multiple trays and sets of imaging plates your workflow will be even smoother.

Excellent image quality for daily diagnoses:



Size 0:
Pediatric imaging



Size 1:
Periapical imaging



Size 2:
Bitewing or adult intraoral X-ray



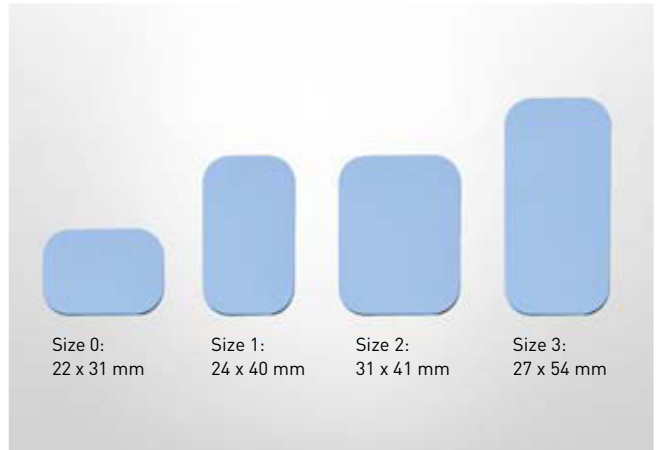
Size 3:
Long bitewing

Accessories & Technical Specifications



Easy handling, comfortable positioning

FONA dental imaging plates are thin and flexible, making them easy to handle and comfortable for the patient.



Size 0:
22 x 31 mm

Size 1:
24 x 40 mm

Size 2:
31 x 41 mm

Size 3:
27 x 54 mm

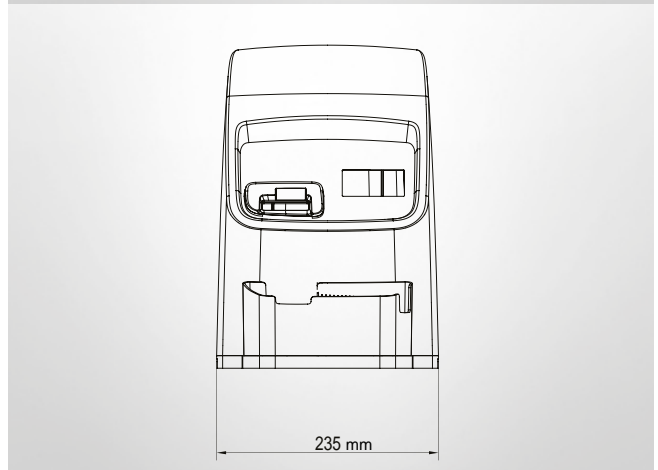
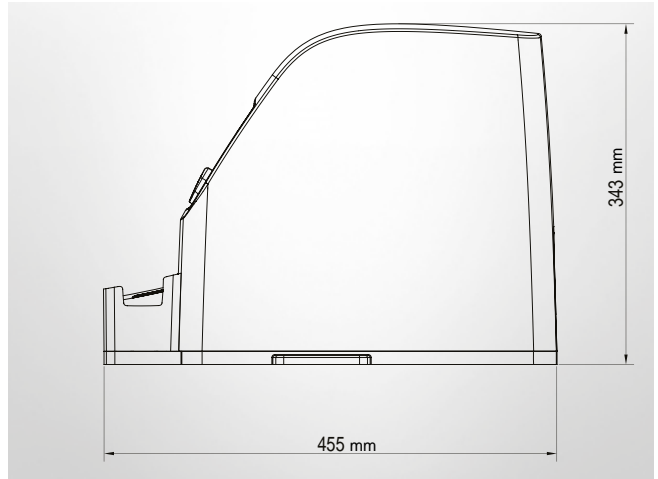
Available in all standard sizes

FONA Dental Imaging Plates are available in all standard intraoral imaging plate sizes.



Protective covers for lasting image quality

Special anti-scratch coating and a light protective covering ensure the excellent image quality of FONA dental imaging plates.



OrisWin DG Suite imaging software

Integrates the full range of all FONA imaging products in Touch-screen ready environment. Images are easy to display, store and post-process. This guarantees easy diagnosis.

TECHNICAL SPECIFICATIONS

Bit depth	16 bit
Scanning time	6.5 – 14.8 s (depending on plate size)
Connection	Ethernet
Operating Voltage	100-240V, 50-60 Hz

FONA CDRelite

ALWAYS READY FOR EXPOSURE

Button-free sensor activation.
Always ready for exposure.

FIELD REPLACEABLE CABLE

World's only field replaceable
sensor cable makes your
investment a secure one.

EXCELLENT IMAGE QUALITY

Advanced CMOS APS technology
for excellent image quality.

CDRelite is an intraoral sensor that combines outstanding image quality, long-term durability, ease of use and a design focused on patient comfort.

CDRelite is designed by Schick, the company that brought #1 ranked image quality and the world's only field replaceable cable to intraoral radiology. CDRelite was developed with input from the world's largest digital intraoral radiography customer base plus one of the most extensive field testing programs to make sure it meets your needs. The result is a product delivering excellent image quality, ease of use and long term durability.





Field replaceable cable

Unique technology of field replaceable cable protects the core value - sensor. This makes your investment a secure one and ready for the future.



CMOS APS technology

CMOS APS (Active Pixel Sensor) technology delivers sharp, low noise, high resolution images which show even the smallest details to aid accurate diagnosis.



High visibility

A specially designed color scheme supports high visibility in the oral cavity and helps during positioning.



Ease of use

An optimally located sensor cable attachment allows simple sensor positioning, even for vertical bitewings.

TECHNICAL SPECIFICATIONS	SENSOR SIZE 0	SENSOR SIZE 1	SENSOR SIZE 2
Technology	CMOS APS (Active Pixel Sensor)		
Signal-to-Noise Ratio	120:1		
Sensor thickness	< 5 mm		
Interface	High Speed USB 2.0 ready for upgrades		
Cable length"	1,8 m		
External dimensions	31x22 mm	37x24 mm	43x30 mm
Active sensor area	24x18 mm	30x20 mm	36x26 mm
Cable length	0,90 m – 1,80 m – 2,70 m		

FONA CDR

CDR is the best choice if you look for a reliable sensor with high image quality for a reasonable price.

CDR is a proven intraoral sensor with tested lifetime of over 400.000 X-ray exposures. It delivers high quality images right on your computer screen, with just a fraction of the radiation of traditional film X-rays. Available in three sensor sizes, it will be your perfect partner in day-to-day diagnostics.





CMOS APS technology

CMOS APS (Active Pixel Sensor) technology delivers sharp, low noise, high resolution images that show even the smallest details to aid accurate diagnosis.



Simple and comfortable

An optimally located sensor cable interface means simple sensor positioning. Patients will appreciate the rounded edges that make sensor placement more comfortable.



Device Modularity

The sensor with its cable as well as the PC USB cable can be detached from the CDR box allowing thereby full flexibility, making your investment a secure one.



TECHNICAL SPECIFICATION	SENSOR SIZE 0	SENSOR SIZE 1	SENSOR SIZE 2
Technology	CMOS APS (Active Pixel Sensor)		
Signal-to-Noise Ratio	120:1		
Sensor thickness	< 5 mm		
Interface	High Speed USB 2.0		
Cable length	1,80 m		
External dimensions	31x22 mm	37x24 mm	43x30 mm
Active sensor area	24x18 mm	30x20 mm	36x26 mm

Every dental solution you need, FONA

We are an established global dental equipment company. Through decades of experience and deep understanding of the dental profession, we deliver complete, reliable and accessible solutions. Regardless of country or specialisation, every dentist can find a fitting solution in FONA today. As our knowledge and expertise grow, so does our range. Our international team is constantly on the move, meeting partners and dentists, so we can understand their needs and develop products that support and enhance their daily work.

Complete portfolio of reliable dental technology

DIGITAL DENTISTRY



Chairside CAD/CAM



Extraoral Imaging



Intraoral Imaging

TRADITIONAL DENTISTRY



Treatment Centers



Instruments and Laser



Hygiene

Based in Europe, available worldwide

HEADQUARTERS

- Bratislava, Slovakia

MANUFACTURING

- Bensheim, Germany
- Assago, Italy
- Guangzhou, China
- Risskov, Denmark
- New York, USA



Copyright FONA Dental, s.r.o., All rights reserved, Subject to technical changes and errors in text, BRO006, v4, ENG, 201703



Dealer:



HEADQUARTERS:

FONA Dental s.r.o.
Ševčenkova 34
SK - 85101 Bratislava
Slovak Republic
info@fonadental.com

www.fonadental.com